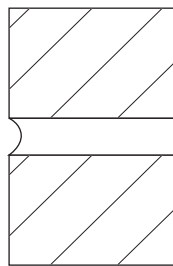


## Mortar Application

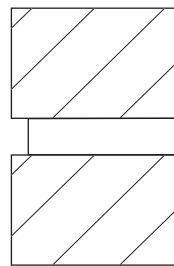
Arriscraft recommends the use of a Portland cement-lime mortar, proportioned to a 1 : 1 : 6 ratio.

- Masonry units should be laid with full head and bed joints except where they are used for weep holes or ventilation.
- B evel mortar from rear face to prevent protrusion into cavity.
- Prevent excessive mortar droppings by cutting off excess mortar with trowel as the units are laid.
- Butter head joints of unit being placed in wall.
- Place unit to tightly compress mortar.
- Do not re-adjust unit once it has been set in place.
- Tool joints when mortar is thumbprint hard. This timing will depend on the mortar properties and weather conditions.
- Tool joints to a tightly compressed surface to achieve the most weather resistance. Concave tooled joints provide the best resistance to moisture penetration.
- After tooling, any excess mortar and dust should be brushed from the masonry surface using a soft bristle brush. Avoid rubbing or pressing the mortar into the units.
- Follow guidelines of ARRISCRAFT.CARE sheet at [www.arriscraft.com](http://www.arriscraft.com)

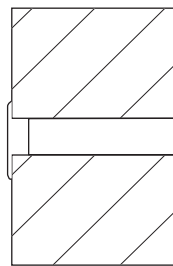
### JOINT FINISHES



CONCAVE



RAKED



BAGGED

# Masons' Instructions



A guide to laying  
4-Unit Georgia Citadel® Building Stone



**ARRISCRAFT™**

I N T E R N A T I O N A L

BUILDING STONE • BRICK • LIMESTONE

**1-800-265-8123**

[www.arriscraft.com](http://www.arriscraft.com)

[solutions@arriscraft.com](mailto:solutions@arriscraft.com)

